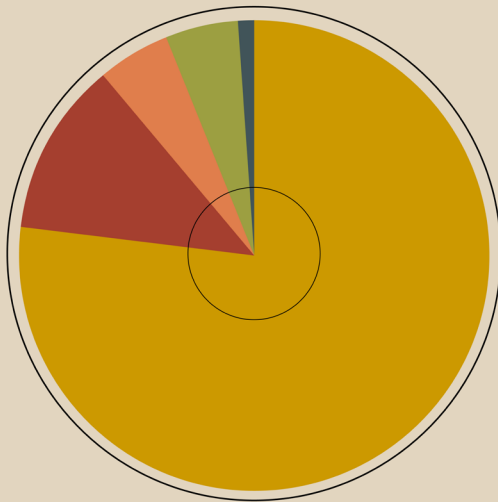


Communities Not Cages

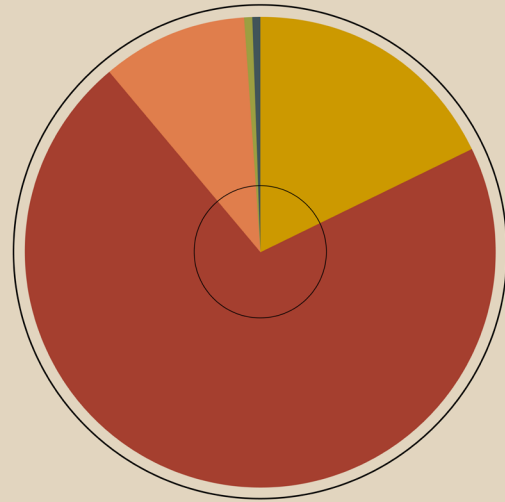
RACE IS A DRIVING FACTOR OF INCARCERATION

The racial disparities are staggering. In 2023, only 12% of Erie County's total population were Black, while 71% of people sentenced to prison were Black. Conversely, non-Hispanic white residents made up 77% of Erie County's total population, but just 18% of the prison sentences.

2023 POPULATION (18+) IN ERIE COUNTY BY RACE/ETHNICITY

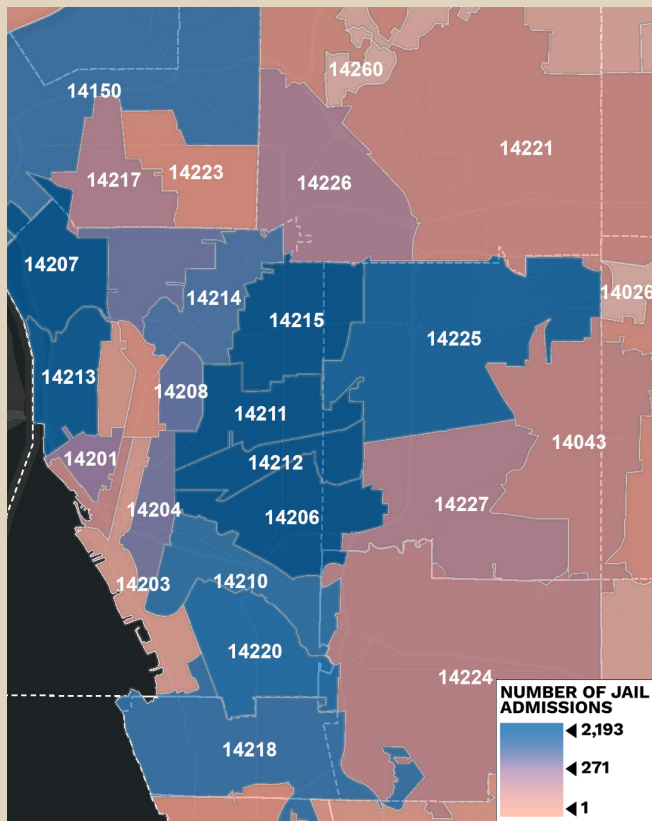


2023 PRISON SENTENCES IN ERIE COUNTY BY RACE/ETHNICITY



Source: DCJS, Computerized Criminal History file (as of 11/15/2024); U.S. Census Bureau, Annual County Resident Population by Single Year of Age, Sex, Race, and Hispanic Origin for New York, July 2023.

JAIL ADMISSIONS BY ZIP CODE (JAN 1, 2020 TO MARCH 31, 2024)



There were **2,193** jail admissions in an Erie County Correctional Facility of individuals who reside in zip code 14215, accounting for **14.61%** of the total admissions in the county between 2020 and 2024. Conversely, there were **86** jail admissions of individuals who reside in zip code 14222, accounting for **0.57%** of the total admissions made in county during the same time period. 14215 residents are majority persons of color while residents 14222 are majority white. Communities of color and lower income communities—specifically the East Side, West Side, and Riverside—are incarcerated at much higher rates than predominantly white and more affluent communities.

Sources: PPG FOIL Data, Esri, TomTom, Garmin, FAO, NOAA, USGS, (c) OpenStreetMap contributors, and the GIS User Community

The Bronx
Defenders

common justice

We are
the Drug
Policy
Alliance.



Hudson Link
for Higher Education in Prison

THE LEGAL AID
SOCIETY

new
hour

NEW YORK
COMMUNITIES
CHANGE

NYCLU
ACLU of New York

PARTNERSHIP
FOR THE
PUBLIC GOOD

RAPP
RELEASE ARRESTED PEOPLE IN PRISON

THE SENTENCING
PROJECT

VOICE
BUFFALO